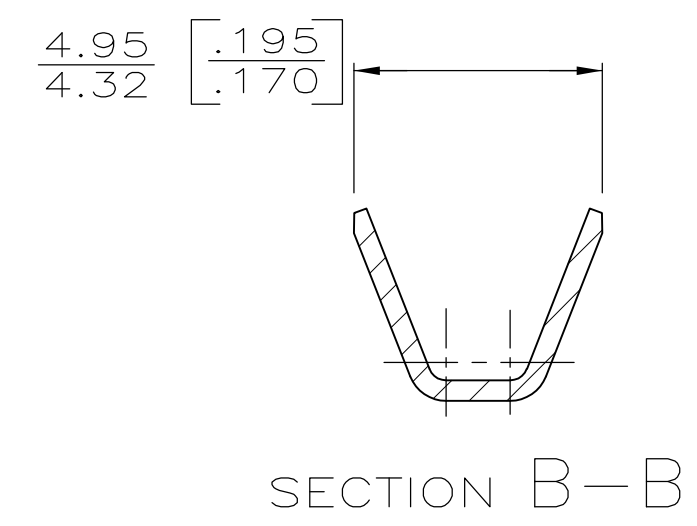
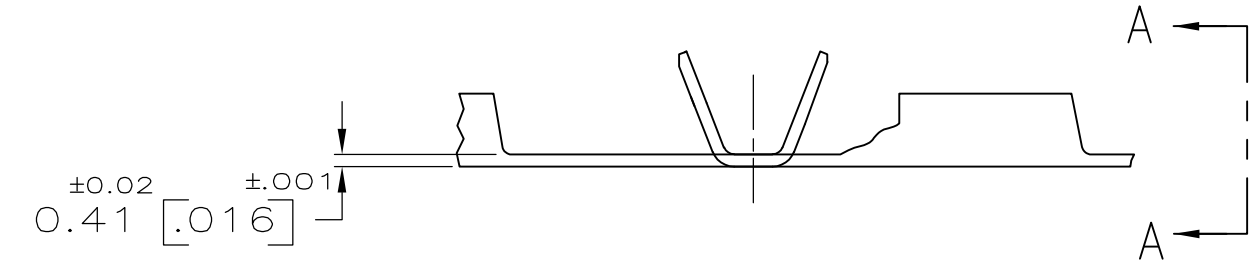
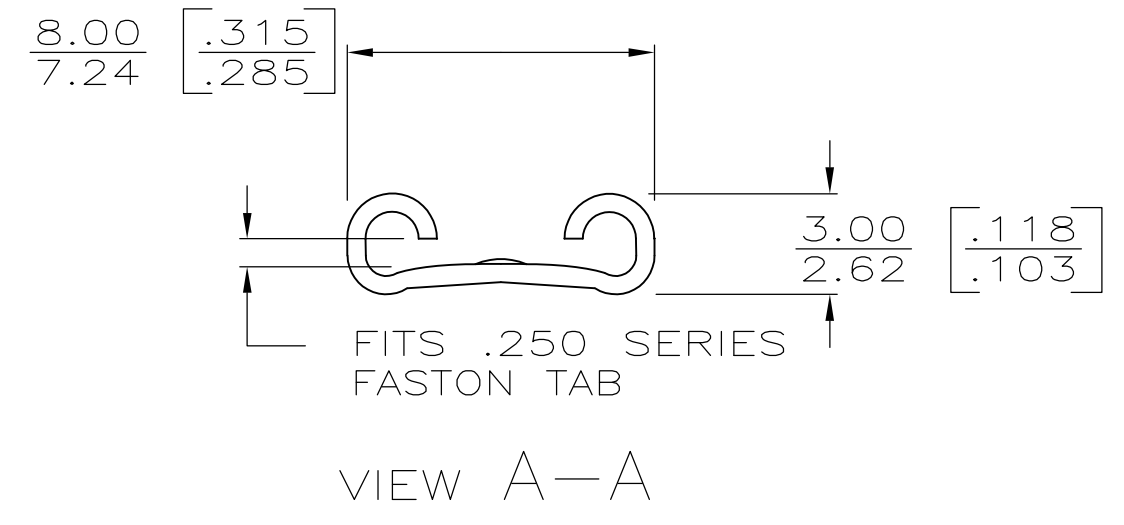
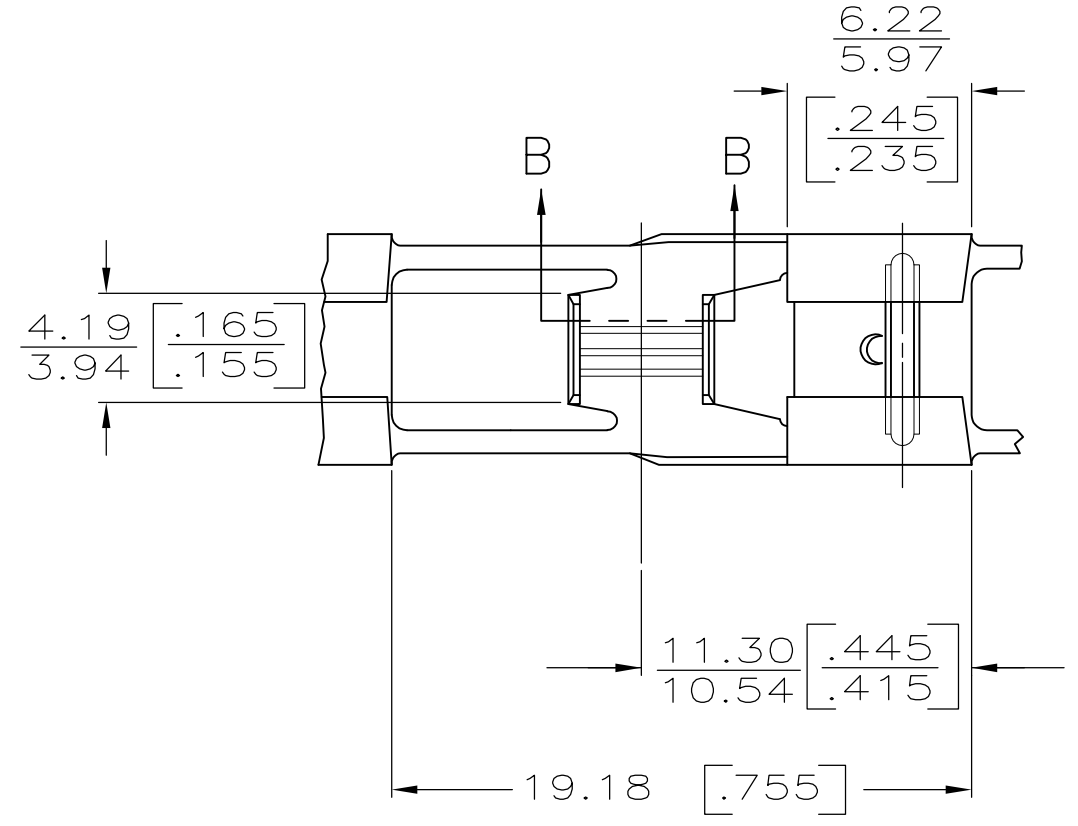


THIS DRAWING IS UNPUBLISHED. RELEASED FOR PUBLICATION
 © COPYRIGHT - By - ALL RIGHTS RESERVED.

LOC	DIST	REVISIONS			
P	LTR	DESCRIPTION	DATE	DWN	APVD
AF	50	H	REVISED PER ECR-12-013518	24NOV12	KH PD

- 1 DIMENSIONS IN BRACKETS ARE IN INCHES.
- 2 CONTINUOUS STRIP ON REELS.



PART NO.	WIRE		WIRE BARREL CRIMP				TENSILE STRENGTH POUNDS
	QTY	SIZE AWG	WIDTH	CRIMP HEIGHT	CRIMPER	ANVIL	
63315-1	1	14	.120	.071	F	FLAT	50
	1	16		.063			30
	1	18		.057			20

FINISH	WIRE SIZE	TAB THK	PART NUMBER
TIN	0.8-2.0 MM ² [18-14]	.081 ^{±0.025} [.032 ±.001]	63315-2
	0.8-2.0 MM ² [18-14]	.081 ^{±0.025} [.032 ±.001]	63315-1

THIS DRAWING IS A CONTROLLED DOCUMENT.		DWN	JR RUTH	6/16/87	TE TE Connectivity
DIMENSIONS: mm [INCHES]		CHK	G YETTER	6/17/87	
TOLERANCES UNLESS OTHERWISE SPECIFIED:		APVD	C MEYERS	6/17/87	
0 PLC ± - 1 PLC ± - 2 PLC ± - 3 PLC ± 0.25 [.010] 4 PLC ± - ANGLES ± -		NAME		RECEPTACLE, FASTON, FLAG, .250 SERIES	
MATERIAL	BRASS	FINISH	SEE TABLE	WEIGHT	-
CUSTOMER DRAWING		SCALE	A2	CAGE CODE	00779
		DRAWING NO	C=63315	SHEET	1 OF 1
		REV	H		